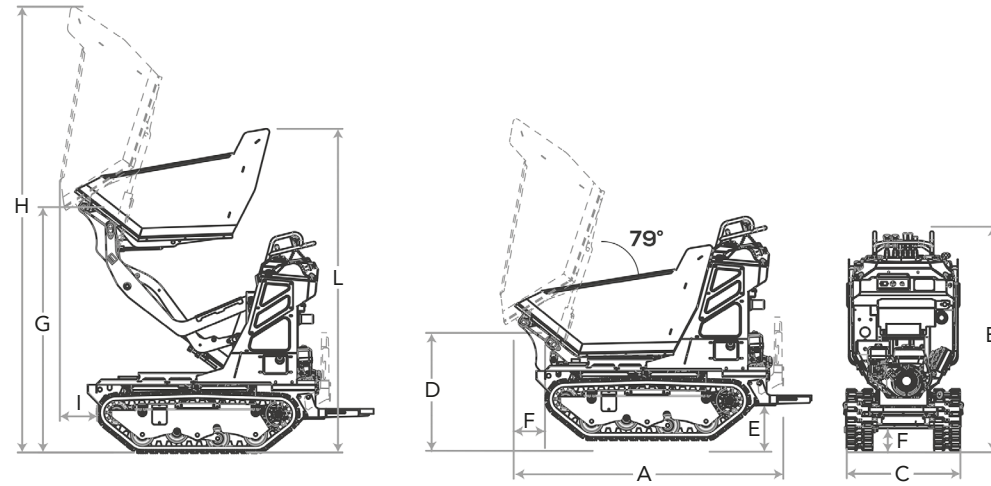


C6X Technical Data

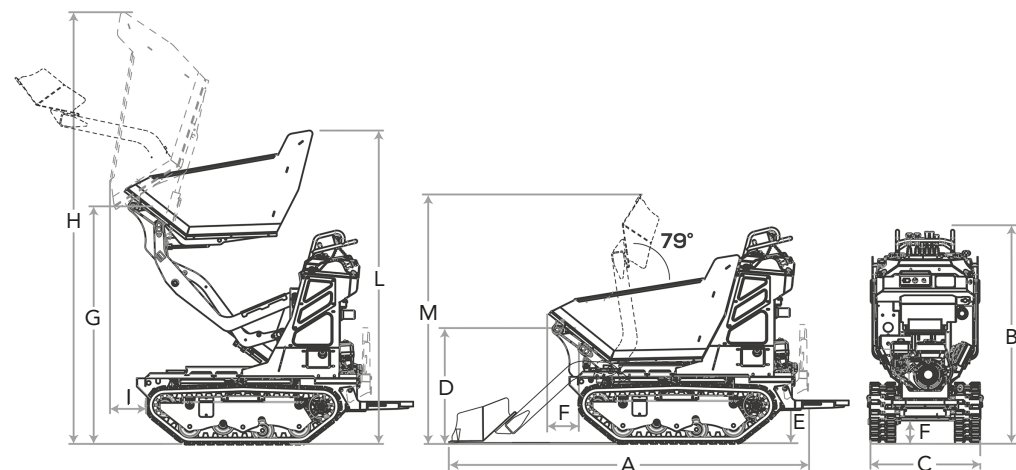
HI Hi-Tip with self-loading



Operating cap. C6X 600	600 kg
Operating cap. C6X 650	700 kg
Struck	0,23 m ³
Heaped SAE	0,30 m ³
TOTAL WEIGHT	528 kg

A 1670 mm	F 140 mm
B 1388 mm	G 1540 mm
C 716 mm	H 2800 mm
D 730 mm	I 214 mm
E 200 mm	L 2033 mm

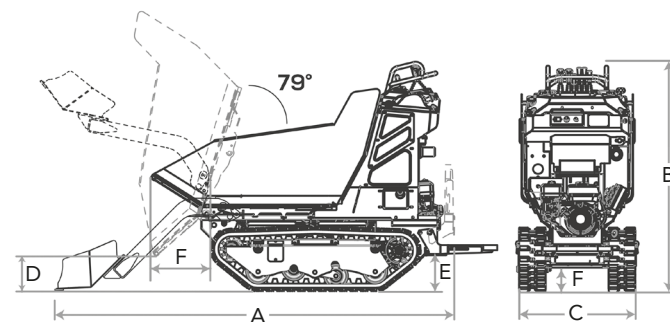
HAC High dump with self-loading system



Operating cap. C6X 600	600 kg
Operating cap. C6X 650	700 kg
Struck	0,23 m ³
Heaped SAE	0,30 m ³
TOTAL WEIGHT	596 kg

A 2300 mm	G 1540 mm
B 1388 mm	H 2800 mm
C 756 mm	I 214 mm
D 730 mm	L 2033 mm
E 200 mm	M 1528 mm
F 140 mm	

AC Self-loading bucket



Operating cap. C6X 600	600 kg
Operating cap. C6X 650	700 kg
Struck	0,22 m ³
Heaped SAE	0,28 m ³
TOTAL WEIGHT	502 kg

A 2300 mm	D 210 mm
B 1388 mm	E 200 mm
C 756 mm	F 140 mm

C6X Technical Specifications

	C6X-600	C6X-650
ENGINE		
Brand-Type	Kohler CH 270	Honda GX 200
Fuel supply	Gasoline	
Number of cylinders	1	
Displacement (cm ³)	208 cm ³	196 cm ³
Power	5,2 Hp@3600 rpm	5,8 Hp@3600 rpm
Cooling system	Air	
Ignition	Recoil	Electric
Emissions	Stage V - Epa Tier 4	
TRANSMISSION		
Gear pump	n° 3 (33,2 lt/min) 210 bar	
Heavy duty hydraulic engines	Heavy duty - Uso gravoso	
HYDRAULIC SYSTEM		
Gear pump standard flow	n° 1 x (9 lt/min) 130 bar	
UNDERCARRIAGE		
Track width	180 mm	
Track type	Long life Cormidi	
Track tensioning	Spring + Log Screw	
Rollers	Oscillating with permanent lubrication	
EQUIPMENT		
Special anti-acid adhesives	Standard	
Special long-life track with zero-vibration "TVL System"	Standard	
Hour-counter	Standard	
Automatic slope speed control "CVD System"	Standard	
Parking brake	Standard	
Machine lifting hooks "lifting and anchoring transport"	Standard	
Inclitech Cockpit (tilt control) LCD display	Optional	
Smart foldable, shock-absorbing platform for operators	Standard	
HYD oil radiator with automatically engaged electric fan	Standard	
Wheels and rollers made from a special hardened alloy casting	Standard	
Safety supports for jacks	Standard	
PERFORMANCES		
Speed (2 speed)	0 - 3,2 Km/h	
Loading capacity	600 kg	700 kg
Scalable maximum inclination during forward movement (unloaded)	69%----(40°)	
Maximum side inclination tolerated (discharge)	64%----(37°)	
Specific ground pressure (discharge)	0,17 kg/cm ²	
Maximum inclination that can be overcome in advance (load)*	29%----(16°)	
Maximum side inclination tolerated (load)*	37%----(21°)	
Specific ground pressure (load)	0,44 kg/cm ²	

To obtain the exact value for your machine, refer to the supplied user manual and verify the exact model correspondence. The values shown in the table, under load conditions, are reduced by 25% as an additional safety factor.



C6X

CORMIDI Srl

Via Fonte, 342 | Roccadaspide (SA) | Italy
ph. +39 0828 943688 | fax +39 0828 943963
info@cormidi.com | www.cormidi.com

292 Roosevelt dr. | Seeymour CT 06483 | USA
ph. +1 (203) 846 6120
office@cormidiusa.com

Cormidi factory
 cormidi_factory_official
 @Cormidifactory
 Cormidi Official Channel

C6X

REINFORCED SKIP

The skip, with **rounded corners**, allows complete discharge of any material, even from height. It is also extremely **spacious**, with a **tipping angle of up to 79°**.



- 1 RADIATOR WITH ELECTRIC FAN**
The electric fan cools the hydraulic oil, ensuring **high performances**.
- 2 EASY OIL CHECK**
The oil dipstick allows you to quickly check the oil **level** in the internal combustion engine.
- 3 AIR FILTER**
Quickly accessible, easy and **fast to clean**.

HI-TIP ARM

The robust mechanism allows the skip to be **lifted to a height of 154 cm** at the pivot.

TRACK SUPPORT

Supports and **keeps the rubber tracks stable** during operation.

SAFETY SUPPORTS

They allow the hydraulic pistons to be locked when extended, enabling all **maintenance to be carried out safely**.

CAST WHEELS

They ensure **long-lasting durability** and **reduced maintenance**.

STEEL HOOKS

They allow the C6X to be secured during **transport** or **lifted**, as they are adjustable.

SELF-LOADING

Mounted on the skip and operated by **two hydraulic pistons**.



- A PARKING BRAKE**
The lever locks the mini dumper in place.
- B GALVANIZED SCREWS**
Prevent rust and deterioration.
- C TOWING LEVERS**
Ergonomic, with rubber caps.
- D DOUBLE SPEED**
Standard for C6X.
- E THROTTLE CONTROL**
Allows you to select the travel speed.

AIR INLETS

The side panels feature multiple mesh vents that allow the **engine compartment to operate at its best**, keeping the powertrain efficient at all times.

FOLDABLE PLATFORM

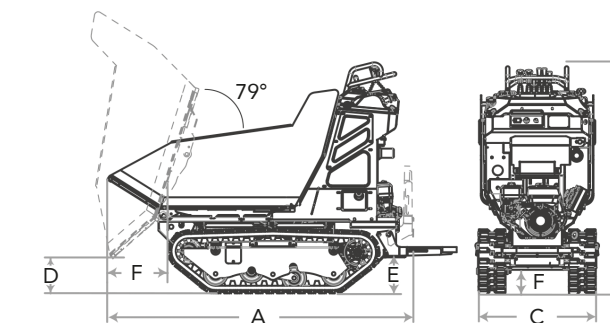
Shock-absorbing and foldable, designed to **reduce vibrations** and support even the **heaviest operators**.

OSCILLATING ROLLERS

Four standard greasable oscillating rollers **increase stability** on highly uneven terrain.

C6X Technical Data

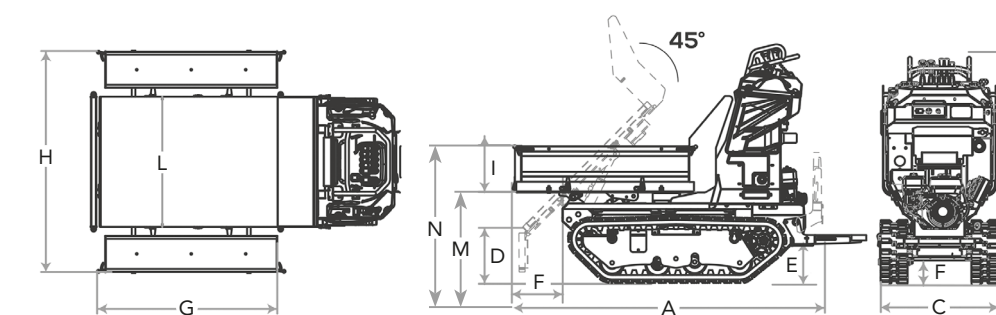
RI Hydraulic tipping



Operating cap. C6X 600	600 kg
Operating cap. C6X 650	650 kg
Struck	0,22 m ³
Heaped SAE	0,28 m ³
TOTAL WEIGHT	432 kg

A 1760 mm	D 210 mm
B 1388 mm	E 200 mm
C 716 mm	F 140 mm

RIA Hydraulic tipping with agricultural skip



Operating cap. C6X 600	600 kg
Operating cap. C6X 650	650 kg
Struck	0,13 m ³
Heaped SAE	0,21 m ³
TOTAL WEIGHT	442 kg

A 1751 mm	G 980 mm
B 1388 mm	H 1213 mm
C 716 mm	I 261 mm
D 315 mm	L 716 mm
E 200 mm	M 571 mm
F 140 mm	N 772 mm

